



## Square Glass Adapter - Non-Adjustable with Base Plate

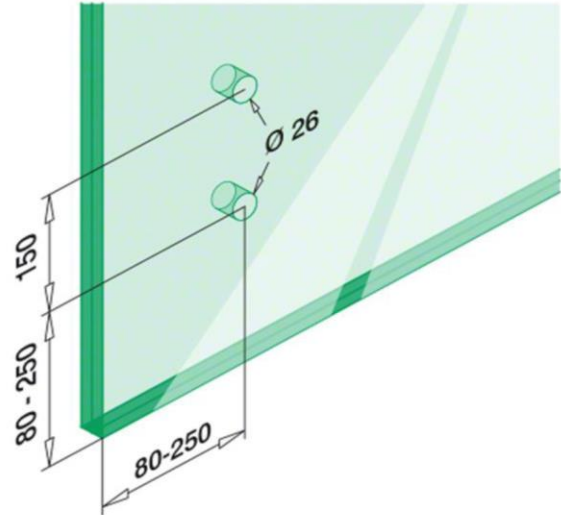
### Installation Advice:

#### 1. Glass specifications:

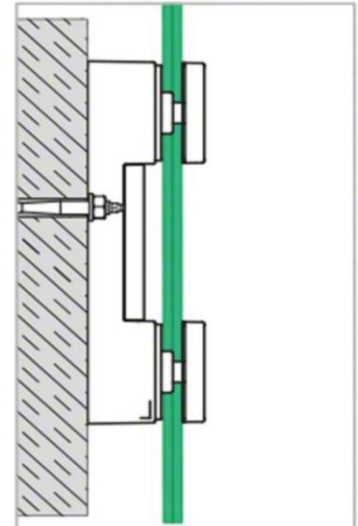
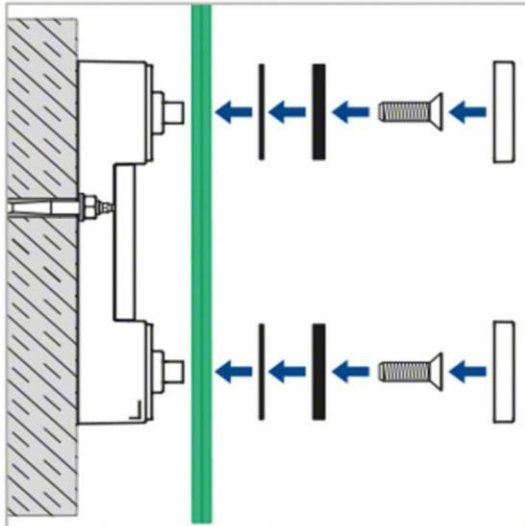
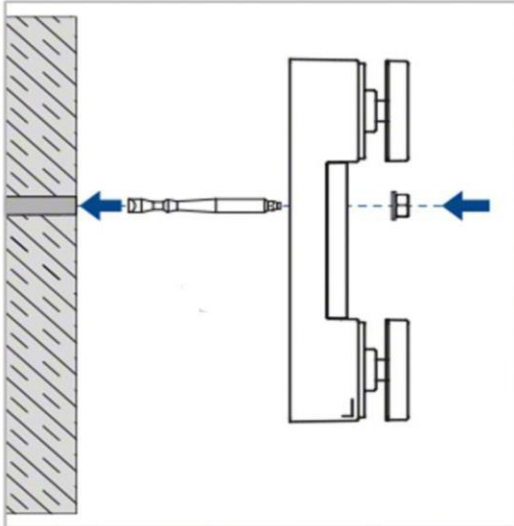
To fit mono and laminated glass.

T: 8mm to 17.52mm thickness

#### 2. Require a 26mm $\varnothing$ diameter hole in your glass panel for installation.



Simply remove the centre cap of the glass adapter to reveal the unique spirit level to ensure exact positioning during installation.



The required 10mm  $\varnothing$  anchor bolt is sold separately. (See related products)

The Manufactures recommonds;  
**FISCHER FHB II-A L Chemical  
Fix Anchor Bolt**

