




THE WHOLESALE GLASS CO.


Low E Glass Coating Detector

- * Low E glass coating detector for single panels (4 - 10mm) and double glazing units.
- * Place the detector underside on the glass and at least 10cm away from the frame.
- * Keep the red button pressed to obtain the readings.


Clear Glass



Coated Glass Coated Side



Coated Glass Uncoated Side



THE WHOLESALE GLASS CO.

Unit 1, Tramsheds Ind. Estate, Coomber Way,
Croydon, Surrey CR0 4TQ
Open Monday – Friday 8am to 5:30pm.

Telephone: **0208 664 3768**

Fax: **0208 664 9292**

Email: sales@wholesaleglasscompany.co.uk

www.wholesaleglasscompany.co.uk