

Uniclass
L4181
CI/SfB
(31.59) X



ARCHITECTURAL HARDWARE

COMPANY OVERVIEW



maximise without compromise



maximise without compromise



Corporate Overview

Axim Architectural Hardware is a division of The Parkside Group Limited and was formed in 1987. Axim designs and supplies a comprehensive in-stock range of transom closers, panic exit devices, floor springs, flush bolts, letter plates, locks and handles through a Pan-European distributor supply chain.

As part of The Parkside Group Limited, a British privately owned company, Axim can quickly create new solutions to meet client, specifier and installer demands. In the UK, the Disability Discrimination Act (DDA) requires reduced opening forces. Axim, have tested and documented that its transom closers can achieve DDA compliance. Axim supplies most major European aluminium systems houses with its product solutions. For instance, the concealed transom closer range has three closing forces, with a variety of accessories to fit the precise door design. The Axim brand provides quality, longevity and reliability with a solution for every client's requirements.

All Axim products are available ex-stock from its Head Office located in Surrey, UK, to meet Just-in-Time production schedules. It has a network of key distributors who can cater for installation, maintenance and over the counter trade customers.


Axim is the name for door hardware for commercial aluminium door sets, creating a single source, branded solution; end users have a single point of contact for all guarantees, test certificates, as well as installation and maintenance for all their door hardware.

Axim is a member of The Council for Aluminium in Building and The Guild of Architectural Ironmongers. Membership and association with these bodies provides reassurance that all Axim products conform to latest building regulations and trade association guidelines.

Axim: maximise without compromise.



Closers



An aesthetically pleasing solution

Concealed Overhead Transom Closers

The TC Series

Market leading through durability, an Axim concealed closer is a hidden closing solution held integrally in the door leaf and transom. This means that the door requires no external hardware creating an aesthetically pleasing solution.


The correct closing solution is dependent on the door and configuration. To this end, Axim has three power sizes and “no hold” or “hold open” control options in each concealed Transom Closer.

TC8800

The TC8800 range of Axim closers is a universal range of closers to suit most aluminium door sets. For specification purposes it has three strengths of closing dependent on the door width. These three types of concealed closer cater for small to large doors, up to 1150mm wide, and for severe weather conditions where additional closing strength is required.

All of these ranges have a variety of door control options, including no hold opening which is suitable for low traffic areas, hold open at 90 degrees, suitable for high traffic areas, and hold open to 105 degrees, where protruding handles obstruct the clear opening.

To ensure the continued performance of the door a back check at 70 degrees comes as standard.



TC8800

TC Series

Closing forces vary between 18Nm and 33Nm, depending on the situation and the size of the door. To optimise the closing and smooth operation the TC range is fully adjustable both vertically and laterally. The door set and transom closer have two installation options, side and end load. The end load condition is suitable for door sets with an anti-finger trap stile. With the weight of frame and glass the transom closer has a maximum weight of 100Kg, without impairment to performance. The closer comes with a standard 30 month guarantee, but has a design life in excess of 10 years.

Complementing this range is the TC9900, which is a universal replacement unit with fixings, with all the functionality of the TC8800.

TC9900

When other leading concealed transom closers have failed or as part of a planned maintenance schedule, the TC9900 offers a simple solution. Offering all the functionality of the TC8800, the TC9900 can be installed quickly and simply to replace the closer without costly modifications to the door.

A variety of fixings are available to suit the replacement situation.



TC9900

TC8800

FC Series

Surface Mounted Door Closer

The FC Range

In applications where a concealed closer is not suitable, such as bridging thermal breaks or retro-fit, the FC Range of surface mounted closers provides a solution.

FC1000

To co-ordinate or contrast with the door finish the FC1000 range has a die cast aluminium body in a variety of standard anodised finishes such as silver, dark bronze and gold. Each closer comes with a dress plate to conceal the internal fixings. To complement the door other finishes are available on special request. The slim line design is suitable for doors that open out against adjacent walls with a closing range of 180 degrees with either right hand or left hand opening. The Axim 1000 series has been included in fire tests to BS 476-22 1987.

Subject to the door size, two door closing strengths are available for widths up to 800mm, with a closing force of between 19Nm and 23Nm, ensuring smooth operation hydraulic adjustment is provided with two valve screws

from 180-15 degrees of closing and 15 degrees of latching. The Axim FC1000 range has a 30 month guarantee and a design life in excess of 10 years.

FC1500

The FC1500 provides all the functionality of the FC1000, but with added features. The FC1500 is a true multi-strength surface mounted closer. The single unit can be adjusted to accommodate a variety of door widths and to provide exacting closing forces for the application.

The backcheck can be adjusted to suit, providing a solution where there are internal or external obstructions. Delayed action is available as an option giving a timed hold open from 180-70 degrees allowing unhindered access, particularly useful on hospital doors.

FC3000

The FC3000 is a budget closer offering all the functionality of the FC1000, but without the dress plate of the FC1000.



The Axim Series of floor springs are closing devices that are discretely installed into the threshold of the door.



Floor Springs

Floor Mounted Door Springs

The FS Range

The Axim Series of floor springs are closing devices that are discretely installed under the threshold of the door. By installing the closing device into the floor, the mechanism can handle larger, heavier doors and is ideal for high traffic, commercial applications. Due to this support, the floor spring is robust and able to provide greater longevity.

Series FS6000

For doors up to 150Kg

The Series FS6000 is a universal floor spring, providing solutions for both left and right hand doors and, if required, a double action operation is available. Dependent on the application "no hold" and 90 degree "hold open" options are available.

The floor spring enjoys full hydraulic control which is provided by two valve screws creating a backcheck for safety between 70-180 degrees, a closing range of 180-15 degrees and a latching range of 15-0 degrees.

Naturally all applications are different. The AXIM 6000 Series provides adjustment within the unit to ensure precise operation as well as extended spindle inserts (up to 50mm) to ensure that all door types can be catered for.

The typical closing force is 28Nm for doors up to 150Kg and 1200mm wide, with a "light spring" option for up to 800mm which creates a closing force of 15Nm.

Series FS4000

For doors up to 105Kg

The Axim Series FS4000 is a universal medium floor spring for doors up to 1200mm wide and weights up to 105Kg. The FS4000 provides solutions for both left and right hand doors and, if required, a double action operation

is available. Dependent on the application "no hold" and 90 degree "hold open" options are available.

Two separate valve screws control the closing and latch speeds. The device comes with a backcheck at 130 degrees and closes through to 15 degrees where latching occurs.

The typical closing forces available are 28Nm for doors between 915 -1200mm and 18Nm for doors 915-1200mm. An "Axim light" is available for narrow doors with a closing speed of 15Nm.

To cope with different door types and accessories the base unit has different spindles which must be specified, (S) square taper or (F) flat taper. A variety of extended spindles to suit different door heights are available.

To create a sleek finish, cover plates can be ordered in stainless steel.



Floor Springs

Series FS8500 For doors up to 120Kg

The Axim Series FS8500 floor spring has a compact size 306x108x39mm which keeps floor preparation to a minimum. The floor spring is ideal for high traffic or double doors as the mechanism synchronises automatically, allowing constant opening/closing cycles throughout the operating range.

This fast track install floor spring caters for doors up to 120Kg. The light option offers a closing force of 16Nm for doors up to 800mm wide and the medium 28Nm for door widths up to 1150mm.

The Axim FS8500 provides solutions for both left and right hand doors and, if required, a double action operation is available. Dependent on the application "no hold" and 90 degree "hold open" options are available.

Two separate valve screws control the closing and latch speeds. The device comes with a backcheck at 70-130 degrees and closes through to 15 degrees, where latching occurs.



Whatever the project type, specifiers can rely on AXIM PR to supply the solution.

Exit Device

PUSH

Panic Exit Devices

Fundamentally, Emergency and Panic Exit Devices must provide an easy method of escape for building occupants in the event of a fire or some other emergency, as well as provide security against intrusion and burglary. Within these scenarios there are two types of users. Those that have been trained to use the device, e.g. office workers, or those that are not trained in the emergency evacuation of the building, e.g. shoppers in a retail outlet. These different needs are covered in BS EN 179 – emergency exit devices operated by a lever handle or pushpad and BS EN 1125 – panic exit devices operated by a horizontal bar. Within these standards, it is classed that a horizontal bar device is used for buildings where it is envisaged that the users will not have been trained in evacuation techniques.

The AXIM PR Series provides solutions which comply to both standards ensuring that, whatever the project type, specifiers can rely on AXIM PR to supply the solution.

Axim PR Series

The Axim PR Series is a range of horizontal push bars which are compliant to BS EN 1125.

Axim PR “P” Series

The Axim Series PR7085P and PR7095P are emergency exit devices installed to the opening door jamb with a push paddle handle with engraved “PUSH”,

compliant to BS EN 179. The push paddle handle is finished in satin chrome and the operating paddle handle and lever does not exceed a 120mm x 186mm projection. Standard, mortice rim cylinder lock available as an option.



The AXIM Series PR7095P is a rim mounted device with a single point lock at the latch with optional external key access. The AXIM Series 7085P is a concealed rod panic exit device which provides two point locking at the top and the bottom of the door, also with optional external key access. The concealed rods are steel, 8.5mm diameter and provide a 16mm bolt throw. The throw can be adjusted to suit the application. It is suitable for any door width and the standard model height is 2135mm. 300mm coupling rods are available for taller doors.

The Axim Series PR7085P and PR7095P both use plated steel and stainless steel components with heavy duty lever springs and internal mechanisms for durable operation.

Exit Device

The Axim range of horizontal cross bars and push bars are compliant to BS EN 1125.



Axim PR7085 and PR7095 Series

The AXIM PR7085 and PR7095 are horizontal crossbar panic exit devices. The cross bar is extruded aluminium in a silver satin, dark bronze, green or black anodised finish. All housings and lever arms are finished in an abrasive resistant finish to compliment the crossbar anodising. The exit devices have nylon bushes for silent operation, with heavy duty lever springs for durable operation of the lever arms. They are suitable for narrow and wide stile doors. The latches can be retracted to allow access with a cylinder key or a concealed screw mechanism. All fixings are concealed to ensure an aesthetically pleasing finish. The exit device houses do not exceed 120 x 186mm projection.

The AXIM PR7085 is a concealed vertical rod panic exit device which provides two point locking; at the top and bottom with optional external key access. The internal mechanism is manufactured from stainless and plated steel, with

8.5mm diameter steel operating rods providing a 16mm bolt throw which are adjustable to ensure correct alignment.

The AXIM PR7095 is a rim mounted panic exit device with a single point latch lock with an optional external key access. The standard model is suitable for doors of up to 1155mm wide, with an option for extra wide doors of up to 1220mm. Both the standard and extra wide options can be cut down to suit the application.





Axim PR7100 and PR7300 Series

The Axim PR7100 is a concealed, vertical rod panic exit device which secures the top and bottom of the door, except during the operating cycle when the rods are retracted with cylinder key or when touch bar is locked down with an Allen key. The internal mechanism is manufactured from stainless and plated steel, with 8.5mm diameter steel operating rods that provide a 16mm bolt throw. Optional external key access also available.

The Axim PR7100 and PR7300 are aesthetically pleasing, handed, horizontal soft touch push bar panic exit devices. The push bar is extruded aluminium in an anodised finish with coloured alloy end caps to match. The soft touch push bar offers minimal obstruction with a 66mm projection. The devices have plated steel and stainless steel internal components and, for long term durable operation, they have heavy duty internal lever springs. All mounting screws are concealed



The Axim PR7300 is a rim mounted panic exit device with a single point latch lock, with optional external key access. The standard model is suitable for doors up to 1155mm wide, with an option for extra wide doors of up to 1220mm. Both the standard and extra wide options can be cut down to suit the application.


Door Handles

Quality products at
an affordable price

Door Handles

Axim PH21 Series Paddle & Lever Handles

The AXIM PH2100 Series of Lever & Paddle Handles provides the market with quality products at an affordable price. These handles have been designed for narrow stile hollow metal and timber doors. The simple push pull operation of the AXIM PH2100 paddle handle offers a stylish alternative to a conventional lever handle. They can be fitted to either side of the door and a standard rim cylinder can be fitted to the reverse side for access. The AXIM PH200 lever handle is designed to operate with the AXIM LK2100 series latch lock.



A range of finishes are available:

- MILL FINISH for painting
- SILVER – Anodised
- BRONZE – Anodised
- POLISHED Sterling Silver
- WHITE Powder Coated
- BLACK Anodised



Axim HD80 & HD82 Tubular Handle Sets

The AXIM HD80 series of full height tubular handles are designed for use with aluminium, steel and solid timber doors. Extruded aluminium tubes can be cut to suit the individual requirements after the door has been installed making them extremely suitable for high traffic areas. The 2500mm x 40mm tubular handles include extruded brackets with a minimum wall thickness of 5mm deflection for rigidity and capped tube ends for pleasing aesthetics.

**The handles can be finished to suit the design requirements
and are available in:**

- SATIN SILVER – Anodised
- DARK BRONZE – Anodised
- BLACK Polyester Powder Coated
- WHITE Polyester Powder Coated
- MILL FINISH for customer painting

Door Handles

The AXIM HD82 stainless steel tubular handles compliment the series and are available in 2500mm x 38mm sets with either cranked or straight handle brackets.



Axim HD90 Pad Handle

The AXIM HD90 pad handle is the perfect set choice for commercial aluminium doors. This ever popular handle is easily installed, comes complete with all the required fixings and a 12 month guarantee.



Axim HD 91 Entrance Pull Handle Sets

The AXIM HD91 series of stainless steel entrance door handles is comprised of three different set styles and come complete with fixings.

Handles available are:

- Cranked –available in 4 different sizes
300 x 25mm & 300, 425 & 600 x 32mm dia.
- Semi circular – available in 1 size 300x32mm
- T bar - available in sizes 600 & 900 x 32mm dia



Locks

Locks & Accessories

Axim LK1800 Mortice Hook Lock

The AXIM LK1800 mortice hook lock provides the market with a quality product at an affordable price. This lock has been designed for narrow stile hollow metal doors. Hook locks provide security deadlocking for a variety of aluminium doors including swing and sliding applications.

The LK1800 hook lock is a heavy duty dead lock to provide good security against the use of a tools which may try to part the door from the frame. The hook clasps the keep and the fixed brass bar under the hook is used to stop lifting the door and also acts as a guide for the lock to sit correctly. The hook bolt is constructed in a 5 ply laminated construction, with the centre core case hardened, complete with hardened roll pin to resist hacksaw attack. These locks are suitable for aluminium or steel door applications requiring double or single action, centre hung or offset, and are available in 25mm, 30mm and 40mm backset options.

The AXIM locks are designed to accept standard 17mm europrofile cylinders and come with a natural satin silver anodized faceplate. The steel case and mechanism are zinc coated to resist corrosion.

Axim LK2100 Dead Latch Series

The AXIM LK2100 series dead/latch locks have been designed for narrow stile hollow metal and timber doors and to accept the AXIM thumb turn, paddle & lever handles and a range of cylinders.

Cylinders accept a standard 15/32" mortice key or thumb turn with cam type cylinders and blank cylinders are also available.



LK1800



LK2100

Axim FB62 Extension Flush Bolts



Flush door bolts are rebated into a door, and are normally operated by a small lever which sits perfectly flush both when the bolt is engaged and the doors closed. For maximum security Axim flush bolts secure the slave leaf of a pair of doors. A standard installation requires two flushbolts morticed into the top and bottom of the door. For maximum security the Axim flush bolt has a hardened steel bolt, zinc plated with an anti-rattle sleeve.

AXIM's Fb62 extension flush bolts are a range of lever action flush bolts, primarily intended for mounting in the leading edge or inside face of the slave leaf of a pair of doors. Fb62 door bolts are guaranteed for 30 months and key

features include smooth lever action, available in 2 lengths, 305mm & 152mm to suit differing door heights. Silver satin chrome , bronze powder coat or a mill finishes. Shoot bolt: 18 mm diameter and a die cast zinc alloy body mechanism. Floor socket keep is sprung loaded, dust resistant with a satin chrome finish.

Axim LP500 Letter Plate

AXIM's LP500 letter plate is primarily the aperture for the delivery of letter post items when fitted in accordance with the manufacturer's instructions. The AXIM LP500 takes into account security, impregnability, safety and performance for the recipient, and ergonomic efficiency for delivery personnel.

LP500 feature a full 180 degree opening and fully weatherproofed outside flap for easy operation. The outside flap incorporates a unique drainage channel for protection of mail. Blind fixing provide extra security. The rectangular cut out area eliminates the need for additional fixing holes.



Contact Us

For further information about any
of the goods and services provided
by AXIM, contact us at the address below.

Axim Architectural Hardware, Unit 5, The Willow Centre,
17 Willow Lane, Mitcham, Surrey, CR4 4NX

Tel: +44 (0)20 8685 9685 • Fax: +44 (0)20 8646 5096 • Email: axim@parksidegroup.co.uk
www.axim.co.uk

