



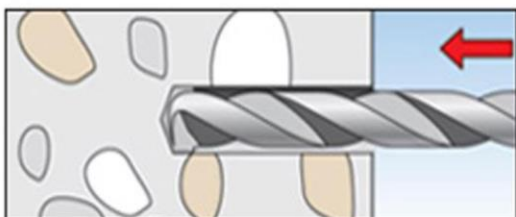
THE WHOLESALE GLASS CO.

0208 664 3768

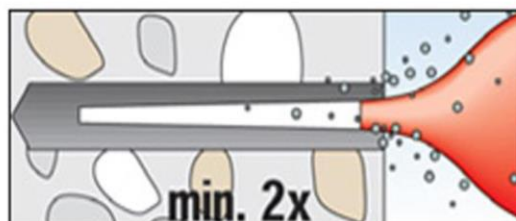
sales@wholesaleglasscompany.co.uk

FISCHER RG Internal-threaded Anchor

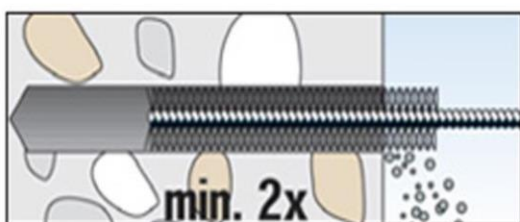
Installation Advice:



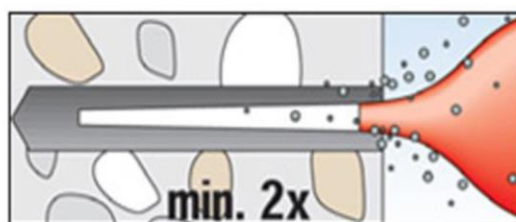
1. Drill correct size fixing hole.



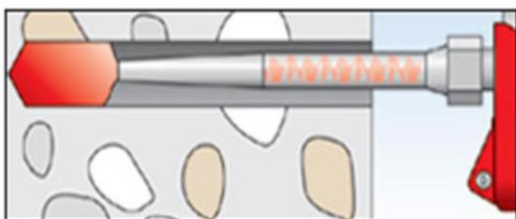
2. Clean with air pump to remove dust and debris.



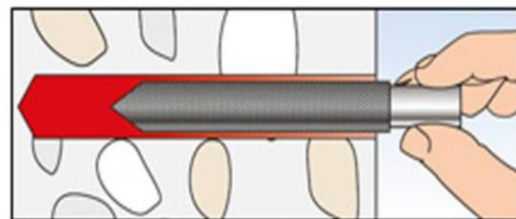
3. Clean with brush to remove any rough debris



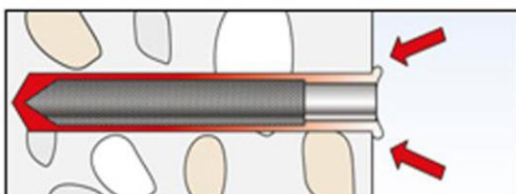
4. Clean again with air pump to achieve the perfect fixing surface.



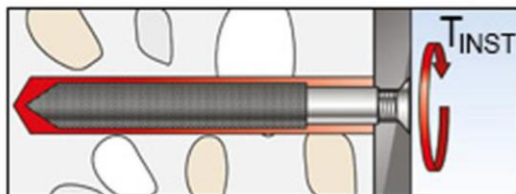
5. Insert anchor injection resin.



6. Insert anchor.



7. Trim any excess resin to ensure a flush fitting surface.



8. Allow to set, simply secure fixings using screw.