



THE WHOLESALE GLASS CO.

0208 664 3768

sales@wholesaleglasscompany.co.uk

Glass Adapter - Non-Adjustable with Base Plate - 38mm Deep Space

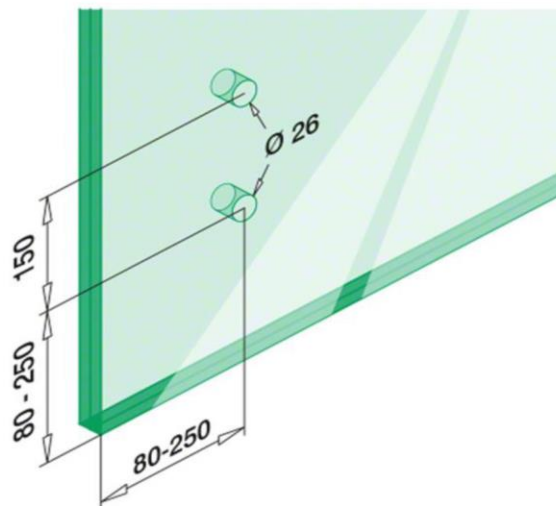
Installation Advice:

1. Glass specifications:

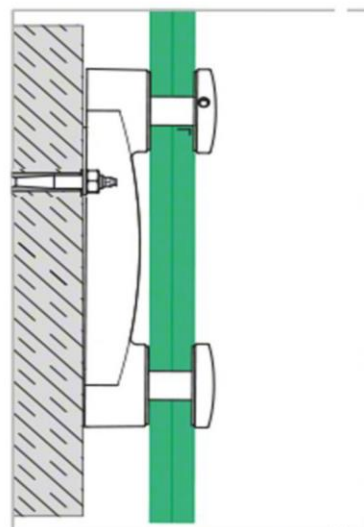
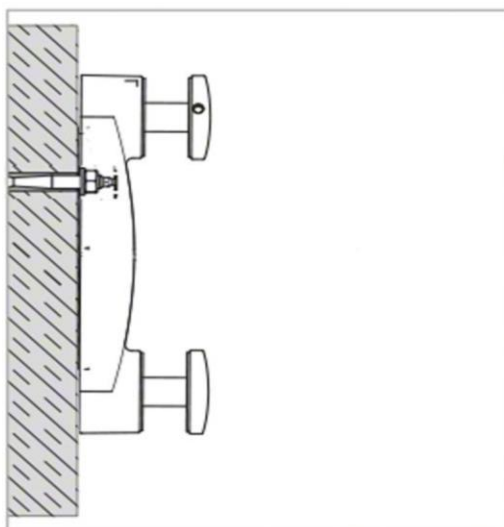
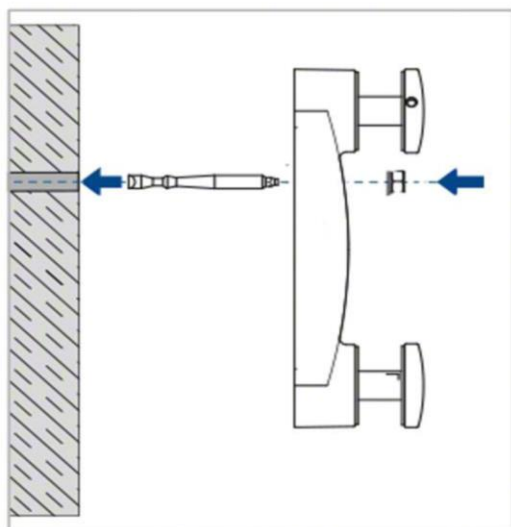
To fit mono and laminated glass.

T: 8mm to 17.52mm thickness

2. Require a 26mm Ø diameter hole in your glass panel for installation.



Simply remove the centre cap of the glass adapter to reveal the unique spirit level to ensure exact positioning during installation.



The required 10mm Ø anchor bolt is sold separately. (See related products)

The Manufacturer recommends;
**FISCHER FHB II-A L Chemical
Fix Anchor Bolt**

